

# FINISHES | WOOD 6 colours



natural chestnut



avana oak



lince oak



canaletto walnut



tabacco oak



dark oak


■ N.B.: colours reproduced in videos or on paper may differ slightly from the original shades. For wood finishes please refer to each single item.  
ALWAYS CHECK THE AVAILABILITY OF FINISHES FOR EACH COLLECTION AND ITEM. CHECK CUSTOMER LEAD TIMES IN THE TABLE ON PAGE 2

# FINISHES | Matt lacquer 28 colours


## Black and white



bianco candido




nero frac



bianco latte

## Neutrals



beige gypso



beige seta



beige cappuccino




beige fango



beige argilla



marrone corteccia



grigio calce



grigio polvere



grigio nebbia



grigio tasmania



grigio Londra



grigio antracite

## Colours



giallo bambù



arancio cotto



rosa pompelmo



rosa litchi



rosso vermut



rosso rubino



verde spiga



verde salvia



verde timo



verde edera



blu lavanda



blu vinca



blu abisso


■ N.B.: colours reproduced in videos or on paper may differ slightly from the original shades. For wood finishes please refer to each single item.

# FINISHES | Gloss lacquer 16 colours


## Black and white



bianco candido




nero frac



bianco latte

## Neutrals



beige seta



beige cappuccino



marrone corteccia



grigio polvere



grigio nebbia



grigio antracite

## Colours



giallo bambù



rosa litchi



rosso rubino



verde timo



verde edera



blu vinca



blu abisso

# FINISHES | Color wood 15 colours

## Black and white



bianco candido



nero frac



bianco latte

## Neutrals



beige gypso



beige seta



beige cappuccino



beige fango



beige argilla



marrone corteccia



grigio calce




grigio polvere



grigio nebbia



grigio tasmania



grigio Londra



grigio antracite


■ N.B.: colours reproduced in videos or on paper may differ slightly from the original shades. For wood finishes please refer to each single item.  
ALWAYS CHECK THE AVAILABILITY OF FINISHES FOR EACH COLLECTION AND ITEM. CHECK CUSTOMER LEAD TIMES IN THE TABLE ON PAGE 2

# FINISHES | Gloss and matt lacquered glass 15 colours

## Black and white



bianco candido




nero frac




bianco latte

## Neutrals



beige gypso



beige seta



beige cappuccino




beige fango




beige argilla



marrone corteccia



grigio calce




grigio polvere



grigio nebbia



grigio tasmania



grigio Londra



grigio antracite

# FINISHES | Special glass

## Clear glass



## Mirror 3 colours



mirror



bronzo mirror



grigio mirror

## Stone 3 colours



silver shine



cooper



galaxy

## Patchwork stone 3 colours



silver shine



cooper



galaxy

## Ecomalta® 5 colours

The inside of the structure is available matt lacquered only.




bianca



grigio polvere



beige seta



beige argilla



grigio Londra

## Metallic lacquer 4 colours



iron



bronze



brass



brunito

### ATTENTION

- The bronze and iron finishes are only available on metal carcasses, fronts, bases and profiles, recessed handles and grip recesses. Please consult the price list for further information.
- The brass and burnished finishes are only available on metal bases and profiles, recessed handles and grip recesses. Please consult the price list for further information.

## Metal finish



cor-ten

- N.B.: colours reproduced in videos or on paper may differ slightly from the original shades. For wood finishes please refer to each single item.  
ALWAYS CHECK THE AVAILABILITY OF FINISHES FOR EACH COLLECTION AND ITEM. CHECK CUSTOMER LEAD TIMES IN THE TABLE ON PAGE 2

# FINISHES | Materials

## CERAMIC 8 colours

### Brushed finish



emperador marrone



emperador grigio

### Matt finish



grigio fiume



nero marquina

### Gloss finish



calacatta



pulpis brown



grey marble



porte d'or

---

## Polished and satin finish marble 3 colours



carrara



nero marquina



grigio carnico

---

## Timewood



■ N.B.: colours reproduced in videos or on paper may differ slightly from the original shades. For wood finishes please refer to each single item.  
ALWAYS CHECK THE AVAILABILITY OF FINISHES FOR EACH COLLECTION AND ITEM. CHECK CUSTOMER LEAD TIMES IN THE TABLE ON PAGE 2

# TECHNICAL FEATURES AND CLEANING

## wood

Wood particleboard veneered with sliced, real timber veneer dyed by means of a "soaking" process. The special surface treatment sets off the wood grain and makes it perceivable to the touch. Any differences in shade are mere expressions of wood as a living material. They can never be considered as defects, rather as distinguishing qualities of the product. Wood surfaces are treated so that they MODERATELY repel grease and grime. It is important to clean oil, milk, wine, coffee, tea or beer spills immediately.

**To clean wooden surfaces never use products containing acetone, alcohol, ammonia, thinners, abrasive detergents or furniture wax.** Always use a damp cloth slightly moistened with water. Avoid rubbing too hard to prevent altering the surface. **OILY SOLUTIONS, CANDLES, INK, MILK, YOGHURT, CITRIC ACID AND BY-PRODUCTS IRREPAIRABLY DAMAGE WOODEN SURFACES.**

**Abrasions and the vicinity of hot objects/utensils must be avoided.**

## Metallic lacquer

Wood particleboard panels coated with a special lacquer on the outside containing metal particles. The end result, achieved through various steps of manual work, consists in brush-polished metal featuring characteristic variations in shade that depend on how light shines on the surface. These features are the result of handicraft workmanship that makes each piece unique and unrepeatable therefore they cannot become grounds for disputes.

**To clean metallic lacquer surfaces never use products containing acetone, alcohol, ammonia, bleach or abrasive detergents.** To remove all traces of surface grime, just use a damp cloth slightly moistened with water. Avoid rubbing too hard to prevent altering the surface.

**Abrasions and the vicinity of hot objects/utensils must be avoided.**

## Metal Cor-ten finish

Wood particleboard panels coated with special lacquer on the outside containing metal Cor-ten particles. The Cort-ten effect is created by the natural oxidizing process of the metal particles contained in the lacquer. These features are the result of handicraft workmanship that makes each piece unique and unrepeatable therefore they cannot become grounds for disputes.

**To clean Cor-ten surfaces never use products containing acetone, alcohol, ammonia, bleach or abrasive detergents.** To remove all traces of surface grime, just use a damp cloth slightly moistened with water. Avoid rubbing too hard to prevent altering the surface.

**OILY SOLUTIONS, CANDLES, INK, MILK, YOGHURT, CITRIC ACID AND BY-PRODUCTS IRREPAIRABLY DAMAGE COR-TEN SURFACES. Abrasions and the vicinity of hot objects/utensils must be avoided.**

## Stone

A thin sheet of real stone glued onto a flexible acrylic fabric using polyester resins. Its rough surface and uneven colour make each door unique and unrepeatable. Due to the fact real stone is used some surface irregularities may be present. These can never be considered as defects, rather as precious distinguishing qualities of the product.

**To clean stone surfaces never use products containing acetone, alcohol, ammonia, bleach or abrasive detergents.** To remove all traces of surface grime such as coffee, tea and beer, it is advisable to use a cloth soaked in demineralised water. **OILY SOLUTIONS, CANDLES, INK, MILK, CITRIC ACID AND BY-PRODUCTS IRREPAIRABLY DAMAGE STONE SURFACES.**

## Ecomalta®

The Ecomalta® system by Oltremateria® consists in layering ecological, single-component mortars composed of water-borne copolymers, inert materials and natural and recycled minerals (certified). It is void of gypsum, cement and epoxy resins.


**Ecomalta® cladding is the result of a manual, six-step process. Handicraft expertise and manual work create a unique and unrepeatable surface. Any surface irregularities must not be considered as defects but as precious distinguishing qualities of the product.**

For really ECOLOGICAL cleaning, Oltremateria® suggests using hot WATER (all the better if distilled because it doesn't contain limescale) and 20 - 30 - 40% vinegar, as the need arises. For a milder smell, we suggest you use apple vinegar. Alternatively you can use common, neutral, non-aggressive, alkaline detergents.

**We strongly advise against using detergents that contain solvents and concentrated acids.**

**The surfaces must never be treated with: alcohol, acetone, solvents, ink or similar substance or products that contain them.**

OLTREMATERIA is a partner and supporter of GBC Italia-Best-Up-Rimedia, and was awarded the LEGAMBIENTE GREEN ECONOMY PRIZE 2012.





# TECHNICAL FEATURES AND CLEANING

## CERAMIC

It consists in a thin sheet of porcelain, compacted at 1200°C, resistant to organic, inorganic solvents, disinfectants and detergents. It is very easy to clean while preserving its surface features unaltered. **Hydrofluoric acid is the only chemical agent that can damage the product.**

It is fully compatible with food because it does not emit harmful substances.

It's a special type of totally natural ceramic. It does not emit harmful substances into the environment and can be easily ground and completely recycled for other production processes.

## Timewood

Timewood solid wood is made from antique pinewood boards sourced from old houses, mountain huts, haylofts and places of worship. The surfaces are varnished and protected using a special water-borne finish. The particular shade achieved will always be unique and unrepeatable because it depends on how time has modified the surface. Cracks, nail marks and warped parts are distinguishing features of this product. The strength of these unique pieces lies in their imperfections and deformed parts that contrast with the accuracy of the rest of the furniture they are applied to.

**These characteristics distinguish wood as a living, original and natural material which is why they can never become grounds for disputes.**

The Timewood surface is treated so that it MODERATELY repels grease and grime.

**To clean surfaces in Timewood never use products containing acetone, alcohol, ammonia, thinners, abrasive detergents or furniture wax.**

**OILY SOLUTIONS, CANDLES, INK, MILK, CITRIC ACID AND BY-PRODUCTS IRREPAIRABLY DAMAGE TIMEWOOD SURFACES.**

**Abrasions and the vicinity of hot objects/utensils must be avoided.**

## Matt, gloss lacquered and color wood surfaces, glass doors

Always use a damp cloth slightly moistened with water. Avoid rubbing too hard to prevent altering the surface varnish.

**Other substances that may alter the surface finish such as products containing acetone, alcohol, thinners, ammonia, abrasive detergents, oily substances, candles or furniture wax must be avoided.**

**Abrasions and the vicinity of hot objects/utensils must be avoided.**

## Marble

**Marble is a natural product and, as such, has specific veins and colours that are unique and unrepeatable which is why two marble slabs can never be identical. Each slab may feature uneven crystallisation, marks due to the marble's chemical composition, small holes or abrasions that must be considered as living evidence of this original and natural material and can never become grounds for disputes.**

Our marble surfaces have a fine-honed natural finish treated with water-repellent products without polyester-based varnishes. This treatment enhances the natural features of marble but makes it more vulnerable to liquids such as wine, drinks in general and oils.

To clean and take care of marble it is advisable to simply dust the top using a soft, dry cloth.

**Never use ammonia, alcohol, acid substances or abrasive detergents. Any coffee, lemon or vinegar stains or other products containing aggressive substances must be removed immediately using lukewarm water and neutral, non-abrasive detergents. Rinse accurately and dry with a soft cloth.**

To preserve the beauty of marble surfaces it's advisable to follow a periodical cleaning and maintenance routine using typical products that must be neutral and specifically designed for the polished or honed surface of your particular marble.

# FABRICS AND COVERS

## Hide and leather

The leather that distinguishes furniture manufactured by Presotto is "Leather from Italy Full Cycle" certified. This means that the entire production cycle has been performed in Italy respecting the strictest environmental protection parameters. This leather comes from Europe and has been obtained by means of a rigorous handicraft process that uses only full grain leather, the most precious part of hides that can be recognised from the grain and from the surface irregularities. Handicraft workmanship also sets off the intrinsic and exclusive value of each single type of leather. Any lines, scars or scratches cannot be considered as defects but are typical features of these hides and guarantee their total originality.

## A faultless product is not a sign of real quality.

Important: sample colours are purely indicative because it is technically impossible to ensure colour consistency over time. If the customer supplies his own leather, the amount indicated is only and exclusively valid for minimum 5 m2 of leather with small defects. Customers' leathers that arrive in quantities exceeding the amount requested will be automatically gotten rid of unless we receive instructions to the contrary from the Customer when the order is placed. PRESOTTO will not be responsible for excess leather for any other reason.

### TIPS TO TAKE CARE OF AND PRESERVE THE QUALITY OF LEATHER



Avoid direct sunlight.



Avoid exposing to heat sources.



Dust leather regularly using a soft, dry cloth.



Avoid any contact with products such as solvents, nail varnishes, paints and glues as well as chewing gum, sweets and liquid foods such as sauces, wine, coke, tea, coffee etc. Even mere water must be dried immediately.



DENOMINATION OF ITALIAN ORIGIN OF LEATHERS

### LEATHER CLEANING INSTRUCTIONS



Stains can be removed using a damp cloth with neutral soap and water.



Dry immediately after having treated stains.



Do not rub, just dab gently from the edges towards the centre of the stain.



Never use steam. Never use shoe-cleaning products. Each time you use a new cleaning product, apply it to an inconspicuous area to check that it works and to avoid damaging more visible areas.

Never use abrasive or aggressive products such as solvents, stain-removers, etc.

To check its effectiveness and prevent damage to more visible areas, always try out any new cleaning product on an inconspicuous place.

## **Fabrics**

Small fabric imperfections (such as different shades of colour, small knots and slight variations in thickness) may be intrinsic features of the natural fibres used and cannot therefore become grounds for disputes. For all fabric items, variations in the shade of colour between different lots are inevitable, this can therefore never become grounds for disputes. When combining different fabrics please check the care instructions and always follow those that apply to the most delicate fabric. For combinations of fabric and leather do not use water, dry clean only.

**To wash fabrics it is advisable to strictly adhere to the instructions on the labels applied to the covers. It's a good idea to rely on specialised personnel to do the job.**

If a pre-wash is required (available only for fabrics washable in water) a surcharge will be applied as decided with the sales department. If the chosen combination includes a fabric that cannot be dry cleaned paired with a fabric that cannot be washed, use one of the active dry foam products available on the market, trying it out on an inconspicuous area first. Fabrics belonging to the customer sent to cover our furniture must be delivered on carriage paid to destination terms otherwise they will be sent back to the sender. Fabrics must come with instructions on the right side and direction of application. The order will not be taken into consideration unless accompanied by this important information as well the accompanying documents. If the customer's fabric has a pattern that must be matched, please send a photo of the fabric and give us precise matching information as well as indications on the right direction of the pattern. A larger amount of fabric will be needed in these cases, kindly contact the sales department to know the exact number of metres required depending on the circumstances. Customers' fabrics that arrive in quantities exceeding the amount requested will be automatically gotten rid of unless we receive instructions to the contrary from the Customer when the order is placed. PRESOTTO will not be responsible for excess leather under any other circumstances.